



2006 Social Capital Community Survey Androscoggin County Results at a Glance

Following are results from the 2006 Social Capital Community Survey conducted in Androscoggin County on behalf of the Maine Community Foundation in partnership with Harvard University's Saguaro Seminar. The survey provides a snapshot of community relationships and involvement – key ingredients of strong communities. Responses to this survey are compared to results from a similar study conducted in 2000 and to nationwide survey results for the same years. MaineCF will use this information to inform its work in Androscoggin County and elsewhere.

Context and Interpretation

Since the original survey in 2000, many things have happened in the United States and in Androscoggin County that may have influenced the survey results. Nationally, the terrorist attacks of 9/11, the Iraq War, and Hurricane Katrina figure prominently. Local factors include:

- Increasing population that is older, more dispersed, and more diverse
- A local economy that appears to be gaining momentum
- Several high profile efforts to enhance the economic, political, and cultural fabric of the community

Key Findings

The 2006 results for Androscoggin County indicate positive change in volunteering, charitable giving, political participation, participation in community groups, diversity of friendships and faith-based engagement. Despite increases in interracial friendships, declines in interracial trust are revealed as well. A description of each of these categories; their change locally from 2000 to 2006; and a comparison to national figures for the same years can be found on the reverse.

Fast Facts

Compared to 2000, Androscoggin County residents:

- Commute nearly 10 minutes more per day
- Volunteer 3 more days per year
- Attend church on a weekly basis 20% more
- Socialize with co-workers outside work 4.5 more days a year
- Interact with immediate neighbors "several times per week" 12% less
- Are 15% more likely to identify TV as their primary source of entertainment
- Participate in organizations for senior citizens and in literary, art, or music groups 5% more
- Participate in parents' associations or school support organizations 5% less
- Are 9% more likely to trust police "a lot"
- Trust local government to do what is right "always/most of the time" or "some of the time" at similar level (88%)
- Report their neighborhood is a "good" or "excellent" place to live at similar level (82%)











Relationship between Demographics and Social Capital

- *Education:* Increased education is associated with higher levels of social capital in every category.
- *Age:* Older respondents tend to have fewer community relationships, yet they report higher levels of trust, volunteering, and faith-based engagement.
- *Income:* Wealthier respondents are more trusting, but report fewer diverse and interracial friendships.
- *Gender:* Male respondents have higher levels of political participation and group involvement. They also report more diverse and interracial friendships and account for gains in social trust. Female respondents volunteer at higher levels and, counter to national trends, account for local declines in interracial trust.

A detailed analysis of the 2006 Social Capital Community Survey for Androscoggin County and a more complete summary of responses to individual questions like those featured in the "Fast Facts" section can be found at www.mainecef.org.

2006 Social Capital Community Survey: Androscoggin County Summary Results

The table below summarizes local changes in social capital since 2000. It also depicts local levels of social capital relative to national levels for 2000 and 2006. Each category corresponds to a series of survey questions that provide a more accurate depiction of change in a given area than responses to a single question. For example, while socializing with co-workers has increased since 2000, other indicators of informal socializing have remained constant or declined. Thus, on the whole, informal socializing in Androscoggin County has changed little since 2000. These findings are consistent with national trends. As a result, Androscoggin County's level of informal socializing relative to national levels remains unchanged and is significantly above national levels for both 2000 and 2006.

Local change since 2000	Category	Local level relative to U.S. in 2000 & 2006	Description
Relationships & Trust			
↔	Diversity of Friendships		Number of personal friends who are business owners, manual workers, own a vacation home, have been on welfare, are community leaders, or are of a different religion.
↑	Interracial Friendships		Number of personal friends of a different race.
↔	Social Trust		Groups such as neighbors, co-workers, shop clerks, local police, and others that respondent "trusts a lot."
↓	Interracial Trust		Different racial groups (white, black, Asian, Hispanic) that respondent "trusts a lot."
↔	Informal Socializing		Measure of time spent socializing with co-workers, relatives and friends at home and in public in past year.
Community Involvement			
↑	Group & Associational Involvement		Level of participation in various groups, including sports, youth, parents, veterans, neighborhood, elderly, labor, professional, fraternal, ethnic, political, arts, hobby and self-help.
↑	Giving & Volunteering		Index of giving to religious and other charitable causes in last year and frequency of volunteering by respondent.
↑	Faith-based Engagement		Index of religious service attendance, participation in church activities beyond services, church membership and participation in religious organizations.
Political Participation			
↑	Electoral Participation		Index that includes whether or not respondent voted in most recent presidential election, is registered to vote, is interested in politics, knows Senators' names and reads the newspaper.
↑	Non-electoral Participation		Level of participation in other political activities during last year, including group that took action for reform, attendance at political rally or meeting, participation in political group, demonstration or boycott, and participation in civil rights organization or labor union.

Arrow indicates direction of change. Changes in interracial friendships, interracial trust, giving and volunteering, electoral, and non-electoral participation are statistically significant. Bar graphs indicate Androscoggin County's position relative to the United States in 2000 and 2006. The horizontal line represents the national level in each year. Bars below the line reflect areas where local levels are below national levels. Bars above the line reflect areas where local levels are above national levels. Change relative to U.S. levels in 2000 and 2006 are depicted by size of each bar and may provide some indication of national trends.

